



**Beaufort Regional Environmental
Assessment (BREA)
Results Forum (2015)**

Social, Cultural and Economic Indicators

Community Development Division and Office of Intergovernmental Relations

IRC Social Policy Research objective is to examine and improve social, cultural and economic conditions:

Typically the Social Policy Research conducted by or in partnership with government and academic community is carried out by::

- ✓ Development of indicators and gather/organize statistical data;
- ✓ Household surveys
- ✓ Literature and policy reviews;
- ✓ Gap analysis and program development.




Social Policy Research Projects

Research projects provides information on Inuvialuit conditions and develops recommendations to improve those conditions:

- ✓ **Indicators Project for the Beaufort Regional Environmental Assessment – partnership with NWT Bureau of Statistics**
www.inuvialuitindicators.com

- ✓ **Social Policy Research:**
 - ✓ ReDSA (SSHRC/IRC funded) – resource development impacts
 - ✓ Addictions & Mental Health Study – (completed 2010)
 - ✓ Social Housing and Income Support – (completed 2012)
 - ✓ Identification and Assessment of Economic Life of Inuvialuit Households (DIAND/IRC Funded) – (completed June 2012 and 2015)
 - ✓ Education (Lakehead University) – (completed 2014)



IRC's Indicator Project

- Review other social, cultural and economic monitoring systems and research in related Arctic/northern contexts
 - Communities and Diamonds (NWT diamond-mine socio-economic agreements)
 - Alaska OCS Social Indicators
 - Aboriginal Peoples Survey (SLICA)
 - Arctic Social Indicators
- Develop relationships with the NWT Bureau of Statistics, Statistics Canada, and academia.



Partnership with the GNWT Bureau of Statistics

- The creation of a joint IRC/NWT Bureau of Statistics position to develop indicators based on departmental administrative data and establish a Master Data File:

ON - LINE PORTAL OF BASELINE

<http://inuvialuitindicators.com>

- Validation through collaborative research to establish a standardized indicator monitoring system for development and evaluation in the region.



BREA Social, Cultural and Economic Working Group Objective

Develop social, cultural and economic indicators and monitoring system for Beaufort offshore resource development predicted impacts based on MGP Impact Fund Plan.


There will be a need for additional resources for Beaufort Sea development, using as a starting point the research and data collected, to:

- i) formalize indicators,
- ii) continue the collection and analysis of base line data,
- iii) develop monitoring system and
- iv) develop recommendations for standard mitigation.



Baseline Development

Indicator/Data	Found in	GNWT	MGP	APS 2001	Censu s	JR P	IFA s. 16	Sub-regional/ community level	Aboriginal /non-Aboriginal population	Frequency
Vital Statistics:										
Number of Births	4	√		√	√	√		√	√	Annual
Death Rates From Suicides	4	√	√			√	√	√		Annual
Overall Death Rate	3	√				√	√	√		Annual
Death Rates From Accidents	3	√	√			√		√		Annual
Death Rates From Homicides	3	√				√	√	√		Annual
Households and Families:										
Total Number of Houses by Community	5	√	√	√	√	√		√	√	*2-3 Yrs
Family Structure	4	√		√	√	√		√	√	*2-3 Yrs
Tenure	4	√		√	√	√		√	√	*2-3 Yrs
% Needs Major Repairs by Community	5	√	√	√	√	√		√	√	*2-3 Yrs
Number of persons per room	3			√	√	√		√	√	5 Yrs
Number of persons per bedroom	4	√		√	√	√		√	√	*2-3 Yrs



Master Data File

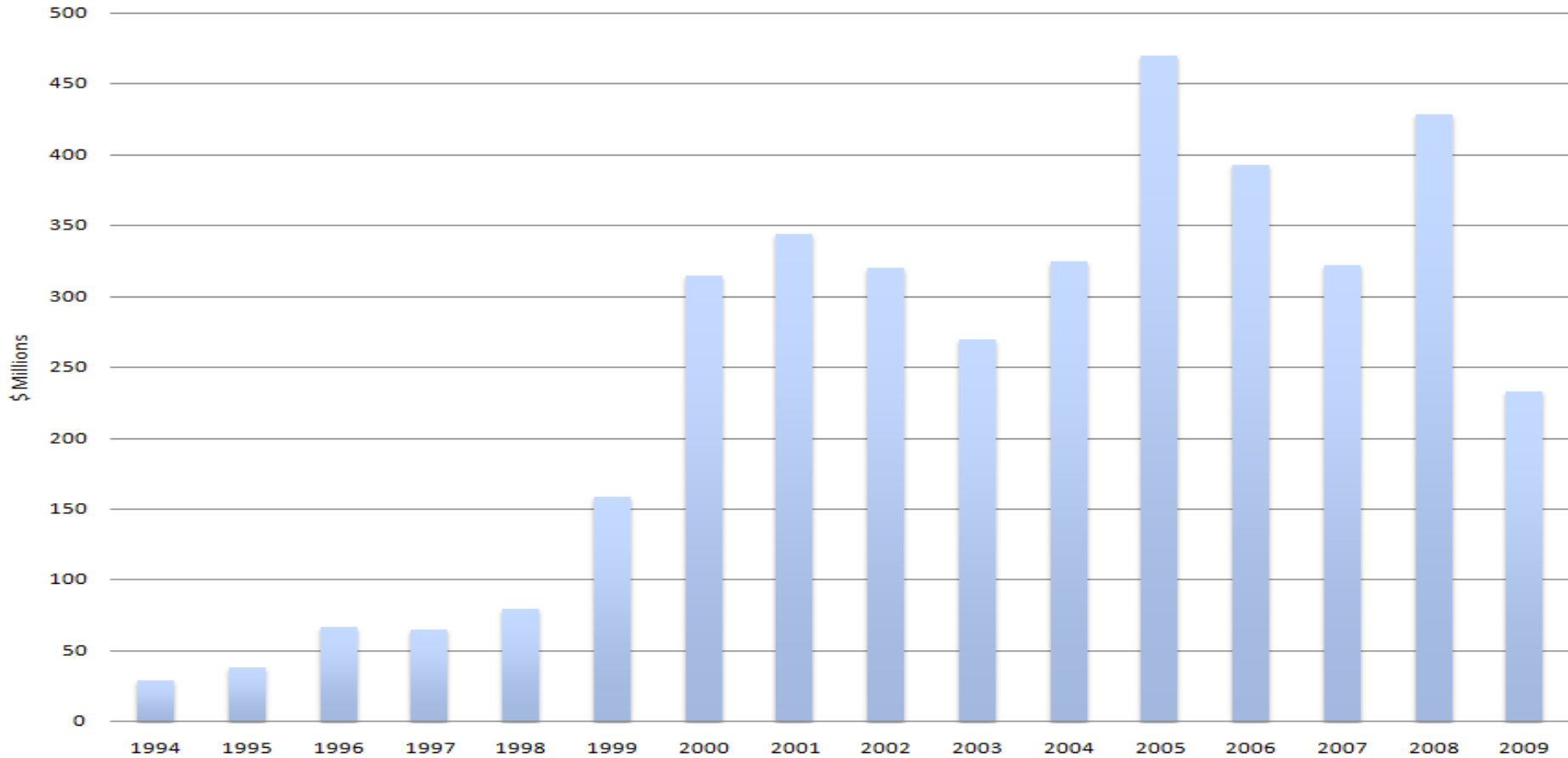
Master Data File

	Canada	Northwest Territories	Inuvialuit Region	Aklavik	Inuvik	Paulatuk	Sachs Harbour	Tuktoyaktuk	Ulukhaktok (Holman)	Aboriginal Persons	Inuv./Inuit Persons	Inuvialuit Beneficiaries
i. current education attainment												
[percent-15-or-older-with-high-school-or-more]												
% 15+ with high school or more												
1991	61.8382811	59.9	53.785901	37.755102	66.373626	20.689655	47.058824	34.710744	36.9565217			
1994		63.2	55.589354	38.877339	70.039079	27.118644	56	32.324841	33.59375	34.859155		
1996	65.2302971	63.5	58.47348	48.387097	69.347826	44.827586	47.058824	36.885246	42.3076923	43.713733		
1999		66.1	56.68214	39.72332	71.921602	30.45977	41.584158	34.961832	34.516129	40.439872		
2001	68.7176797	64.8	57.377049	43.333333	70.772947	28.571429	50	37.007874	46.1538462	45.472441		
2004		67.5494576	58.377506	37.577002	73.102374	40.952381	40.909091	36.560694	33.105802	41.150442	36.750999	36.9053118
2006	76.2380271	67.0199101	55.344418	37.5	68.48249	30.232558	47.058824	35.2	29.0909091	41.737649	37.327189	
2009		69.3477616	57.671845	37.972167	68.655098	37.022901	66.315789	46.143251	36.0230548	43.174114	38.555195	38.6183937
[percent-20-to-29-with-high-school-or-more]												
% 20-29 with high school or more												
2001		64.9908592	56.862745	62.5	70			26.666667	40			
2004		71.2701464	58.316222	37.373737	72.156197	35.897436	50	32.960894	48.0769231	41.467066	33.526012	32.6693227
2006	87.4848833	70.1713396	56.994819	42.105263	70.338983	40		33.333333	41.6666667			
2009		73.7698196	59.849906	43.809524	71.100164	25		47.668394	56.4516129	46.553966	43.211921	43.5153584
[percent-20-to-24-with-high-school-or-more]												
% 20-24 with high school or more												
2001		60.4519774	53.246753									
2004		64.6737481	51.963048							40	32.720588	33.2061069
2006	86.1937984	65.0717703	46.875									
2009		72.6398601	50							45.518868	44.057971	42.5770308



Case Study of Resource Development Social, Cultural and Economic Impacts

Hydrocarbon exploration expenditures in NWT



BREA Social, Cultural and Economic Working Group Deliverables Summary

1. formalize indicators

identified key indicators that can be used by industry government/regulators and Inuvialuit to measure social, cultural and economic indicators

2. continue the collection and analysis of base line data:

NWT Bureau of Statistics and IRC will continue to collect/organize and analysis base line data.

3. develop monitoring system

CHARS Monitoring Program application submitted to establish monitoring system to measure the effects of social policies and resource development on community and regional sustainability.

4. develop recommendations for standard mitigation

IRC will continue to work with other governments and agencies on comprehensive social, cultural and economic plan(s)

